

4.0 Carton Specifications

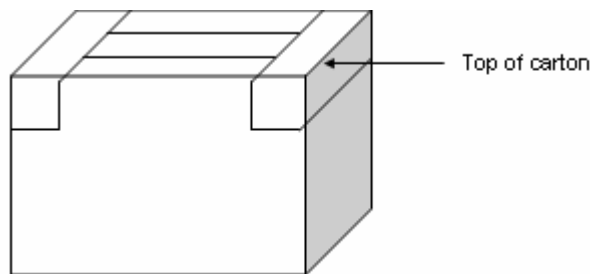
4.1 Carton Construction and Design Requirements

- **Corrugate** – Vendors should use a regular slotted container (RSC) with a minimum burst strength rating of 200 lbs (90.91 kg) and edge crush test (ECT) strength rating of 32 lbs (14.55 kg). Corrugate of higher standards is acceptable for use with Company merchandise.
- **Carton Size** – Vendors must comply with the dimensions outlined below:

	Length (Largest Dimension)		Width		Height (Smallest Dimension)	
	CM	IN	CM	IN	CM	IN
Minimum	41	16	30.5	12	20.3	8
Maximum	86.3	34	71.1	28	61	24

Note, the Company's Vendor Relations team must approve any exceptions to the above dimensions prior to shipment

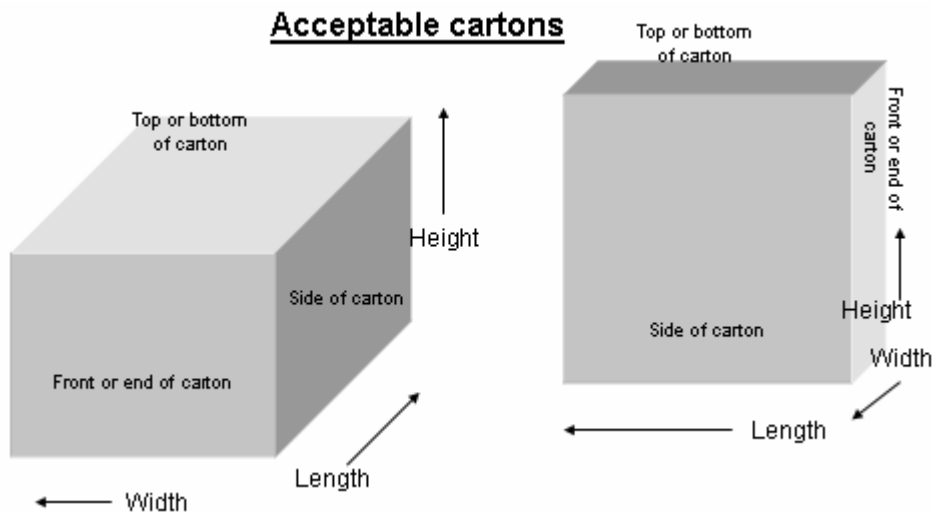
- **Minimum Carton Weight** – Weight cannot be less than 5 lbs (2.27 kg).
- **Maximum Carton Weight** – Weight cannot exceed 60 lbs (27.27 kg).
- **Carton Openings** – All carton openings must be located on the top and bottom of the carton (the top and bottom of the carton must be the largest surface areas of the carton). Cartons not meeting this requirement may be subject to chargeback.
- **Carton Closures** – All carton closures must be securely fastened with tape covering the entire length of the opening, extending over the ends a minimum of 7.62 cm (3 in). Any method can be used for carton closure, the below example uses the preferred “3-way” tape method.



Carton sides should be secured using an adhesive type sealant (i.e. glue, tape, etc) as stapling is not as durable as an adhesive type. If cartons experience a high rate of bursting during transit (>3 occurrences), the Company may mandate a specific carton closure method.

4.1 Carton Construction and Design Requirements (cont'd)

- **Banding, Strapping, Individually Shrink Wrapped Cartons, or String/Wire Tying** – Use of banding, straps, shrink-wrap, string, or wire is not an accepted a means of carton closure. Vendors need to remove of all such materials prior to releasing shipment for transportation to the Company. If you have situations where this method is required, please contact the Company's Vendor Relations team (see Section 10).
- **Carton Design** – Carton design should use a rectangular construction, as these are standard RSC containers. A square-shaped carton can be used as well (see examples below):



- For assistance regarding carton requirements, construction, and/or design, please contact the Company's Vendor Relations team (see Section 10).

4.2 External Carton Labeling Requirements

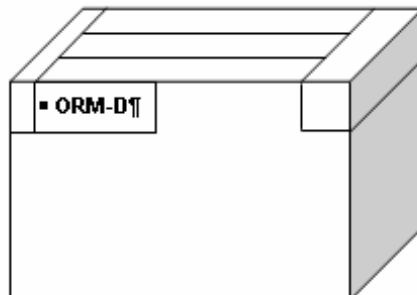
- Vendors are free to use any preexisting external carton labels, using an applied or pre-printed, self-adhesive format. For approval, please forward a copy of the label you wish to use to the Company's Vendor Relations team:

DSW
4150 East 5th Ave
Columbus, OH 43219
Attn: David Widdifield, DSW Logistics

- All vendors are required to use external carton labels (self-adhesive or pre-printed), as outlined in this Section, prior to shipping to the DC.
- In order to assist in the visual identification of orders, vendor should apply a business unit label, self-adhesive or pre-printed, to the length sides of the carton next to the UCC label. These labels can be of any geometrical shape (i.e. square, triangle,..) or printed directly on the carton. The below table lists all Company business unit names and numbers:

Business Unit Name	Business Unit Number	Indicated on PO or EDI PO (850)
DSW	29	PO & EDI PO
DSW Leased	41	PO & EDI PO
DSW Leased	65	PO & EDI PO
eTail Direct	58	PO & EDI PO

- Any carton containing personal care items (i.e. cologne, nail polish, or other flammable material) will need to be labeled as “**ORM-D**” in bold print within a rectangle that is .25 in (64 cm) larger on all sides than the print font. These labels should be placed on the sides of the carton for easy identification (see example):

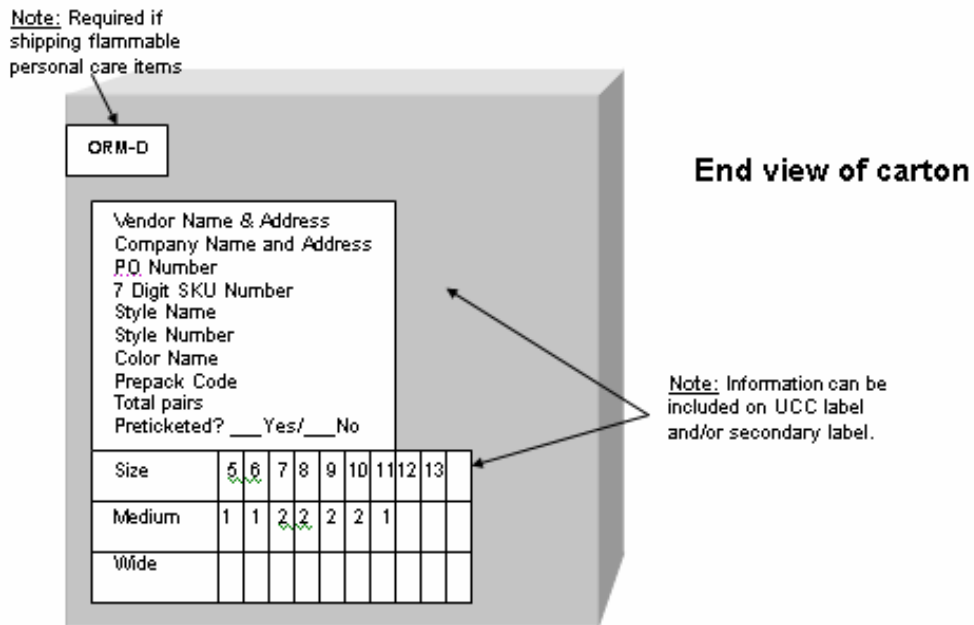
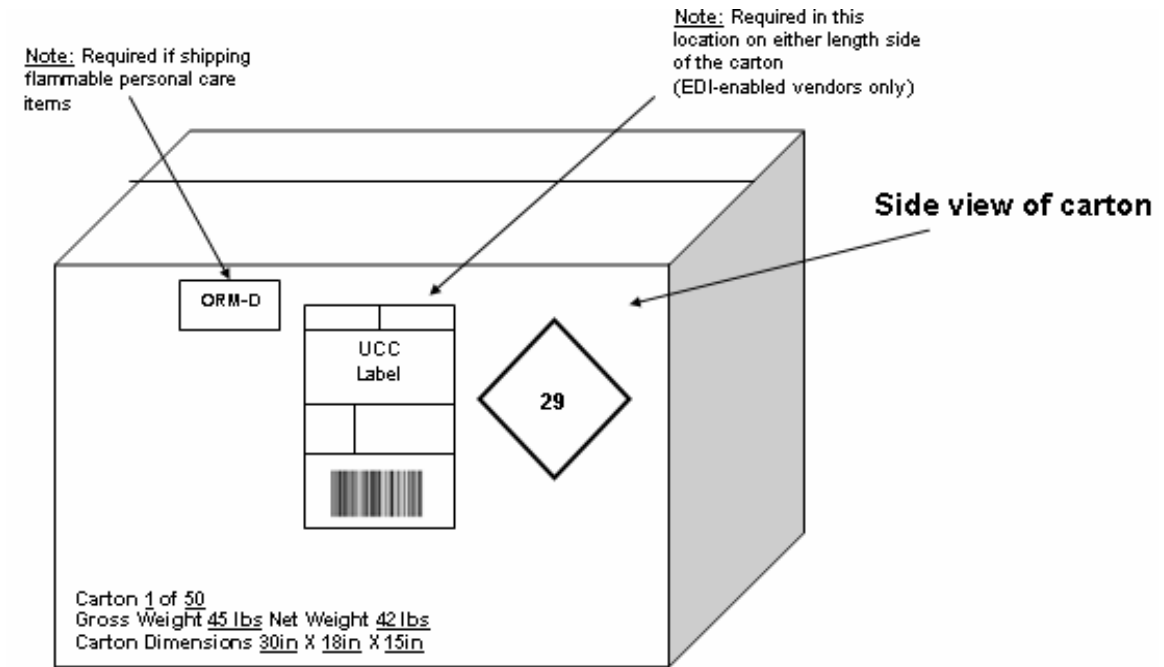


4.2 External Carton Labeling Requirements (cont'd)

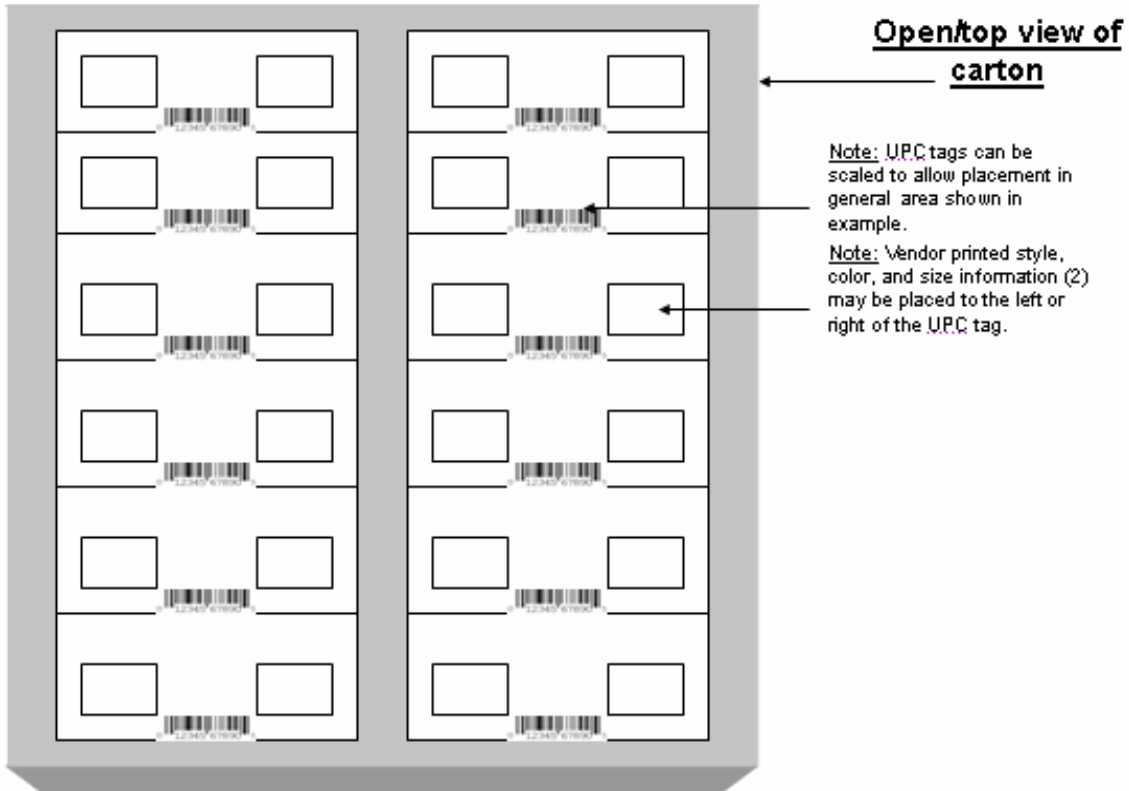
- The below external carton label information is to be applied or printed on the ends of each carton. This label information may contain both optional and required elements, usage requirements are listed next to the individual element. ***Please note: information provided on the external carton label is dependent on PO information provided by the Company buyer and/or the EDI PO.***
 - Vendor name (required)
 - Company name (required)
 - Company PO Number (required)
 - Company 7-digit SKU number (optional – per PO or EDI PO, if items 5-7 are present)
 - Company or Vendor Style Description/Number (required – per PO or EDI PO)
 - Company or Vendor Color Description (required – per PO or EDI PO)
 - NRF Color Number (optional – per PO or EDI PO, if item 6 is present)
 - Company Prepack Code (optional – per PO or EDI PO)
 - Company Size Run (required – per PO or EDI PO)
 - Total carton pair quantity (required)
 - Preticketed ___Yes, ___ No (optional – per PO instructions)
 - Carton sequence ___ of ___ (required)
 - Gross Weight of carton (optional)
 - Net Weight of Carton (optional)
 - Carton dimensions ___X___X___ (optional)
- Any questions concerning the information contained on the external carton label or its placement should be forwarded to the Company's Vendor Relations Team (see Section 10).

4.3 Examples of External Carton Label Placement

- With the use of a range of carton dimension, the below examples are suggested placement of external carton labels. Only the **UCC label is required** to be placed as specified below.



4.3 Examples of External Carton Label Placement (cont'd)




4.4 Inbound UCC-128 Label Requirements

- **UCC-128 labels are only required for all vendors conducting business with the Company via electronic data interchange (EDI)**
- Each carton must use an UCC-128 carton label similar to examples provided in this section. Vendors are free to use existing UCC-128 carton labels as long as they have been pre-approved by Vendor Compliance. For approval to use existing labels, please forward copies of each label you wish to use to the Company's Vendor Relations team (see Section 4.2 for mailing address).
- All vendor cartons require UCC-128 labels to be applied prior to shipment of merchandise regardless of PO terms, location, or status.

4.4 Inbound UCC-128 Label Requirements (cont'd)

- A single unique UCC-128 bar-coded carton label must be affixed to the length side of each carton. The label format should follow the Company's suggested sample format (see Section 4.5). The main bar-code (SSCC-18) should meet the **minimum** standards of:



- The printed SSCC-18 bar code must be formatted using a standard UCC-128 format and it must consistently scan as either ANSI (American National Standards Institute) "A" or "B" quality.
- A standard 4in x 6 in (10.15 cm x 15.25 cm) label is recommended for use on all cartons. If the suggested label cannot be used due to carton size, please contact Vendor Compliance for assistance prior to shipment of merchandise.

4.5 Printed UCC-128 Label Information

- The following information is required to be printed on the UCC-128 label
 - Ship from: Vendor name and address as specified on EDI PO
 - Ship to address (*DSW Retail DC*):
 - DSW Distribution Center
 - 4150 E.5th Ave
 - Columbus, OH 43219
 - Ship to address (*eTail Direct FC*):
 - eTail Direct Fulfillment Center
 - 41510 E.5th Ave
 - Columbus, OH 43219
 - Ship to postal code: (420) 43219
 - Carton series number: x of x
 - Company PO number as specified on EDI PO
 - Company SKU as specified on EDI PO (can be on secondary label)
 - Company prepack code as specified on EDI PO (can be on secondary label)
 - Company size run & quantity per size as specified on EDI PO (can be on secondary label)
 - Company business unit as specified on EDI PO. Below listing indicates Company business

4.5 Printed UCC-128 Label Information (cont'd)

- units utilizing EDI: **29 = DSW orders**
- 41 = DSW leased orders**
- 58 = eTail Direct**

-20 digit SSCC18 barcode using UCC-128 format

Detailed explanation of 20 digit carton ID:

Carton ID - (00) 0 0012345 123456789 0

- First 2 digits (00): package type (UCC format)
- Third digit "0": container type (pallet or carton)
- Fourth through tenth digits "0012345": vendor or UCC number
- Eleventh through nineteenth digits "123456789": carton id
- Twentieth digit "0": check digit

4.6 UCC-128 Examples

- The following UCC label examples are the Company's **suggested** format; vendors are free to use preexisting UCC labels which may meet the UCC labeling requirements. For additional assistance, contact the Company's Vendor Relations team (see Section 10).
- UCC-128 Shipping Carton Label (DSW DC)

SHIP FROM: My Shoe Company 15127 N.E. 24th, #333 Redmond, WA 98052	SHIP TO: DSW Distribution Center 4150 East 5th Avenue Columbus, OH 43219
SHIP TO POSTAL CODE: (420) 43219	Prepack Cde: 9812
	Carton 1 of 250
PO# :53488	
SKU# :5220564	
Size : 6 6.5 7 7.5 8 8.5 9 10 11	
QTY : 1 0 1 2 2 2 2 1 1	
CTN QTY: 12 PR	Buying Unit: 29
(00) 1 0028028 300055055 8	
	

4.6 UCC-128 Examples (cont'd)

- UCC-128 Shipping Carton Label (eTail FC)

SHIP FROM: My Shoe Company 15127 N.E. 24th, #333 Redmond, WA 98052	SHIP TO: eTail Direct Fulfillment Center 4150 East 5th Avenue Columbus, OH 43219
SHIP TO POSTAL CODE: (420) 43219 	PREPACK CDE: 9998 Carton 1 of 150
PO# : 12345 SKU# : 1234567 Size# : 9.0	UPC Code:  0 12345 67890 5
CTN QTY: 12 PR	Buying Unit: 58
(00) 0 0077468 365412581 2 	